

## The Why and How of Authorizing NIMS IAP

Once you create a copy of the NIMS IAP, it is yours, and you may edit or change anything about it, including all source code. However, in order to have the functionality of most of the key features of the NIMS IAP, you must authorize the source code to be able to run on your computer. This needs to be done every time you create a new copy and on every computer that is going to access the source code features. This includes all NIMS IAP menu items and most button selections within the IAP. Standard data entry can be done without authorizing.

### What Does Authorization Mean?

It means that you are giving permission to Google Sheets to run the Javascript code that comes with the NIMS IAP. This code is used to perform a vast array of functions within the NIMS IAP. This includes all features on the NIMS IAP menu system and all automation accessed by buttons. You may view and even edit this code from the Tools Menu, <> Script Editor.

### What am I allowing it to do?

You are allowing scripts to create or delete tabs, write information to specific cells, and access the Internet for geo-reference, time zone, sunrise/sunset, route of travel, and weather information. All of these actions are based on your menu selections. There is a complete list of selections and actions on page 3 of this document.

### When and how do I authorize?

You are going to have to authorize the code prior to selecting any menu option or clicking on any button within the IAP. If you select and button or menu item that invokes a script, google will ask you to authorize. You can either select "Authorize" from the help menu or simply select any menu item from the NIMS IAP Menu. As a note, there are two separate menus; the Google Sheets Menu and NIMS IAP Menu.

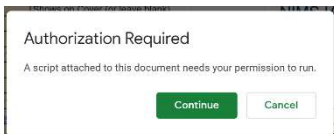


### Why does Google tell me that the NIMS IAP is unsafe?

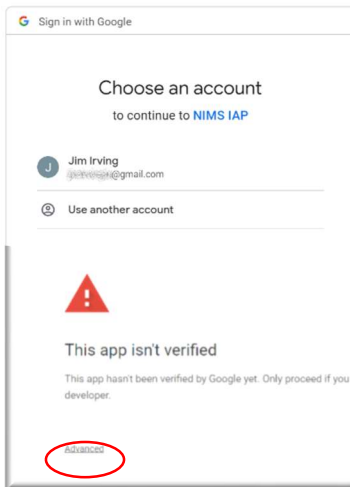
Google will tell you that the app is unverified and therefore unsafe. We have successfully gone through the process to become a verified app with Google. However, as soon as you make a copy, the app is no longer ours – it is yours – and thus, it is no longer verified. As long as no one has altered the code in your version from the time that you copied from our website, it is safe.

### What are the Steps to Authorize?

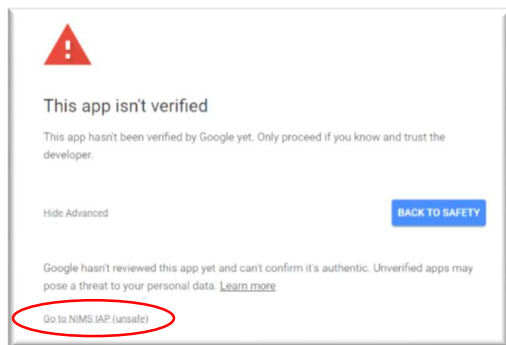
Select Authorize from the IAP Help menu or select any function from any menu.



Select Continue.

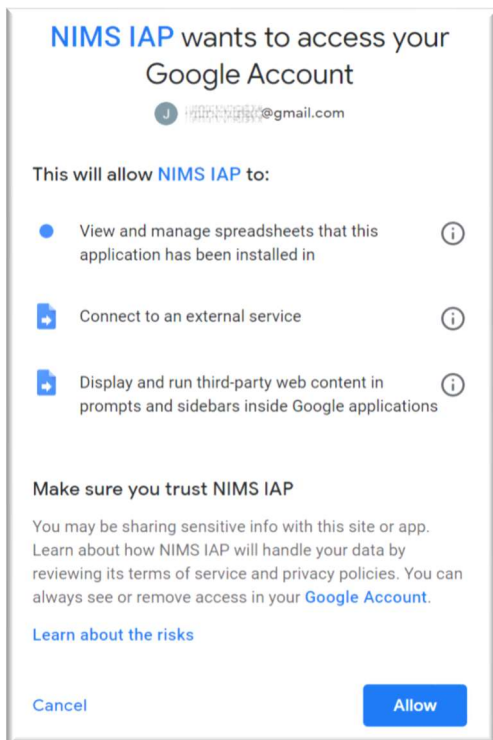


Select your account.



Select Advanced.

Select Go to NIMS IAP.



Select Allow.

## Current Document Only

The first line of actual code in the NIMS IAP script limits all code to function only within the current spreadsheet. Thus, it cannot access any other documents within your computer or your Google drive.

```
/**  
 * @OnlyCurrentDoc  
 */
```

## List of Actions for NIMS IAP

### **Create or Remove Tabs**

NIMS IAP Main	Create Single 204	Creates new 204 Tab
NIMS IAP Main	Create All 204s from 203	Creates new 204 Tabs
NIMS IAP Main	Create all 204s from 203A	Creates new 204 Tabs
NIMS IAP Main	Add Page to Current 204	Creates new 204 Tab
NIMS IAP Main	Reset all 204s to a single page	Removes 204 Tabs
NIMS IAP Main	Delete All 204s	Removes 204 Tabs
NIMS IAP Main	Build Briefing Sheets - 204A	Creates new 204A Tabs
NIMS IAP Main	Delete Briefing Sheets - 204s	Removes 204A Tabs
NIMS IAP Main	Add Additional 211 page	Creates new 211 tab

### **Internet Access and Transmitted Data**

General Info Page	Update Button	<a href="https://www.nimsiap.org">https://www.nimsiap.org</a> – transmits address, place name, or lat/long, Incident Name Returns lat/long, address, sunrise, sunset, timezone, and UTC Offset
Weather Page	Update Button	<a href="https://www.nimsiap.org">https://www.nimsiap.org</a> – transmits lat/long, Incident Name Returns NWS Fire weather for lat/long
220 Page (FEMA/CalFire)	Update Button	<a href="https://api.sunrise-sunset.org">https://api.sunrise-sunset.org</a> – transmits lat/long and Op Period date Returns sunrise and sunset
Help Menu	NIMS IAP Help	<a href="https://www.nimsiap.org">https://www.nimsiap.org</a> – Link to open NIMS IAP Help (PDF help file)
206 Hospitals	Update Travel Times Button	<a href="#">Google Maps API</a> – transmits lat/long and all hospital addresses in database Returns driving time and mileage from incident to each hospital